
















Resultados del Cómputo Final de la Elección de Presidente de los Estados Unidos Mexicanos

Estado	Distrito						Candidatos No Registrados	Votos Válidos	Votos Nulos	Votación Total
Aguascalientes	1	50,146	28,653	23,205	1,918	3,188	656	107,766	2,599	110,365
Aguascalientes	2	61,032	34,526	36,425	1,799	6,781	1,534	142,097	2,535	144,632
Aguascalientes	3	80,611	32,982	29,334	1,703	6,240	1,048	151,918	2,649	154,567
Baja California	1	45,046	27,415	25,788	2,151	4,136	1,457	105,993	2,544	108,537
Baja California	2	63,771	28,906	26,525	1,490	5,160	881	126,733	2,284	129,017
Baja California	3	54,377	21,026	30,957	1,222	4,392	638	112,612	2,206	114,818
Baja California	4	46,291	20,537	24,868	1,614	3,663	567	97,540	1,581	99,121
Baja California	5	68,696	24,282	27,278	1,561	4,920	481	127,218	1,671	128,889
Baja California	6	60,399	29,441	28,773	1,927	4,552	601	125,693	2,135	127,828
Baja California	7	54,011	24,824	28,911	1,588	4,978	1,386	115,698	2,333	118,031
Baja California	8	52,466	24,033	28,750	1,720	3,845	534	111,348	1,993	113,341
Baja California Sur	1	29,539	15,534	37,131	766	2,435	624	86,029	1,317	87,346
Baja California Sur	2	32,588	14,340	40,744	709	3,035	601	92,017	1,484	93,501
Campeche	1	52,803	45,453	49,167	6,168	2,900	961	157,452	4,706	162,158
Campeche	2	40,760	37,831	46,714	2,041	1,526	585	129,457	4,197	133,654
Coahuila	1	51,715	29,782	22,944	1,070	2,742	898	109,151	1,950	111,101
Coahuila	2	38,941	40,892	50,306	1,496	3,046	1,012	135,693	2,725	138,418
Coahuila	3	60,929	36,925	30,643	1,292	3,148	1,142	134,079	2,163	136,242
Coahuila	4	47,032	37,294	20,705	1,315	4,656	1,441	112,443	1,885	114,328
Coahuila	5	57,975	39,103	41,987	982	3,846	1,485	145,378	2,537	147,915
Coahuila	6	82,734	26,701	37,761	1,074	4,624	909	153,803	1,738	155,541
Coahuila	7	60,150	34,336	20,173	1,091	4,388	1,313	121,451	1,885	123,336
Colima	1	60,545	39,644	34,837	886	3,414	430	139,756	2,253	142,009
Colima	2	46,945	36,719	26,384	662	1,910	366	112,986	2,452	115,438
Chiapas	1	9,368	53,008	52,301	404	670	316	116,067	5,217	121,284
Chiapas	2	8,926	43,549	29,898	286	407	175	83,241	3,488	86,729
Chiapas	3	6,060	43,188	41,685	459	548	218	92,158	4,306	96,464
Chiapas	4	19,465	38,706	40,787	558	1,004	682	101,202	3,531	104,733
Chiapas	5	12,482	41,052	40,330	770	1,740	661	97,035	4,305	101,340
Chiapas	6	23,363	29,829	49,488	895	1,443	1,172	106,190	3,282	109,472
Chiapas	7	24,385	23,292	42,341	957	972	396	92,343	4,374	96,717






Resultados del Cómputo Final de la Elección de Presidente de los Estados Unidos Mexicanos

Estado	Distrito						Candidatos No Registrados	Votos Válidos	Votos Nulos	Votación Total
Chiapas	8	10,799	32,991	40,482	742	1,285	505	86,804	4,111	90,915
Chiapas	9	37,584	27,139	68,948	621	3,457	1,195	138,944	2,874	141,818
Chiapas	10	17,334	29,412	44,772	551	893	623	93,585	4,090	97,675
Chiapas	11	16,742	36,995	46,301	363	784	714	101,899	4,069	105,968
Chiapas	12	27,241	25,363	48,710	651	1,738	1,654	105,357	3,467	108,824
Chihuahua	1	42,504	40,319	26,601	2,230	4,015	539	116,208	1,542	117,750
Chihuahua	2	32,141	31,951	17,064	1,419	2,328	319	85,222	2,515	87,737
Chihuahua	3	69,471	27,881	24,541	1,749	4,713	332	128,687	1,646	130,333
Chihuahua	4	39,830	34,256	21,224	1,923	3,427	438	101,098	2,393	103,491
Chihuahua	5	73,592	41,133	25,762	2,651	3,270	717	147,125	3,044	150,169
Chihuahua	6	101,417	39,837	21,891	2,329	4,422	1,461	171,357	2,707	174,064
Chihuahua	7	44,696	41,433	36,982	2,565	2,894	420	128,990	3,506	132,496
Chihuahua	8	71,976	39,612	20,730	2,460	4,362	1,966	141,106	2,936	144,042
Chihuahua	9	45,044	42,408	15,650	2,697	1,942	477	108,218	4,447	112,665
Distrito Federal	1	24,243	9,851	100,099	845	4,588	438	140,064	2,230	142,294
Distrito Federal	2	68,585	15,787	91,378	951	6,592	606	183,899	2,283	186,182
Distrito Federal	3	56,512	16,591	111,109	1,203	7,315	573	193,303	2,596	195,899
Distrito Federal	4	36,897	12,727	106,016	1,011	6,184	578	163,413	2,316	165,729
Distrito Federal	5	64,921	14,718	85,781	726	6,363	422	172,931	1,997	174,928
Distrito Federal	6	36,978	14,634	110,039	1,098	6,333	537	169,619	2,583	172,202
Distrito Federal	7	48,398	18,219	114,173	1,161	7,040	667	189,658	2,461	192,119
Distrito Federal	8	59,769	19,471	109,686	1,084	7,632	632	198,274	2,657	200,931
Distrito Federal	9	45,564	18,095	100,592	1,053	6,960	687	172,951	2,580	175,531
Distrito Federal	10	86,968	19,424	92,137	1,180	7,011	609	207,329	2,482	209,811
Distrito Federal	11	42,995	14,996	95,949	1,171	6,496	597	162,204	2,250	164,454
Distrito Federal	12	53,139	18,603	100,812	967	7,589	470	181,580	2,909	184,489
Distrito Federal	13	43,275	15,272	100,207	939	6,309	558	166,560	2,505	169,065
Distrito Federal	14	28,718	11,045	110,046	776	5,088	327	156,000	2,602	158,602
Distrito Federal	15	116,284	20,535	88,974	862	8,568	631	235,854	2,585	238,439
Distrito Federal	16	43,370	14,085	121,056	1,135	7,189	505	187,340	3,070	190,410
Distrito Federal	17	56,641	13,985	109,732	1,385	7,075	552	189,370	3,606	192,976






Resultados del Cómputo Final de la Elección de Presidente de los Estados Unidos Mexicanos

Estado	Distrito						Candidatos No Registrados	Votos Válidos	Votos Nulos	Votación Total
Distrito Federal	18	32,441	15,183	99,490	1,056	6,043	573	154,786	2,555	157,341
Distrito Federal	19	25,131	12,140	105,398	864	5,377	605	149,515	2,428	151,943
Distrito Federal	20	51,434	16,627	111,292	1,081	7,675	700	188,809	2,745	191,554
Distrito Federal	21	25,572	14,846	100,905	1,070	5,149	641	148,183	2,337	150,520
Distrito Federal	22	18,889	11,110	106,346	925	4,754	649	142,673	2,682	145,355
Distrito Federal	23	50,442	13,959	118,246	778	6,767	473	190,665	2,603	193,268
Distrito Federal	24	79,541	17,416	94,408	833	7,663	386	200,247	2,347	202,594
Distrito Federal	25	30,568	12,750	111,146	1,022	5,637	512	161,635	2,582	164,217
Distrito Federal	26	69,976	15,618	110,707	991	6,407	438	204,137	2,935	207,072
Distrito Federal	27	23,959	14,877	102,698	872	5,358	453	148,217	2,334	150,551
Durango	1	48,745	39,383	18,775	1,116	1,536	1,311	110,866	3,070	113,936
Durango	2	72,448	39,762	43,973	1,243	3,644	1,140	162,210	2,493	164,703
Durango	3	50,235	41,736	31,745	1,584	1,684	1,181	128,165	2,984	131,149
Durango	4	81,687	31,209	32,903	1,730	4,327	2,460	154,316	2,391	156,707
Guanajuato	1	53,118	23,219	17,740	825	2,078	905	97,885	4,901	102,786
Guanajuato	2	63,329	17,096	22,085	1,497	4,573	855	109,435	4,344	113,779
Guanajuato	3	115,352	32,424	15,631	1,165	4,227	1,651	170,450	3,327	173,777
Guanajuato	4	74,059	31,733	21,727	1,269	5,110	1,353	135,251	4,009	139,260
Guanajuato	5	126,724	29,062	15,509	1,168	4,391	1,465	178,319	3,122	181,441
Guanajuato	6	118,183	32,991	17,684	1,162	4,231	1,697	175,948	3,121	179,069
Guanajuato	7	81,838	30,194	19,145	1,903	2,406	794	136,280	3,213	139,493
Guanajuato	8	96,102	27,142	24,014	2,008	4,223	1,520	155,009	3,448	158,457
Guanajuato	9	89,596	27,888	19,706	1,230	3,243	1,601	143,264	2,896	146,160
Guanajuato	10	62,186	26,556	26,038	1,269	3,610	873	120,532	3,760	124,292
Guanajuato	11	58,694	30,249	21,733	872	1,697	517	113,762	3,786	117,548
Guanajuato	12	89,851	19,657	19,283	1,259	4,000	1,382	135,432	2,176	137,608
Guanajuato	13	71,447	17,532	27,758	1,617	3,160	1,263	122,777	2,980	125,757
Guanajuato	14	54,373	22,550	32,740	1,294	2,859	1,183	114,999	4,973	119,972
Guerrero	1	12,708	32,299	53,594	1,082	625	182	100,490	2,636	103,126
Guerrero	2	30,470	32,563	58,010	1,422	2,730	748	125,943	2,297	128,240
Guerrero	3	16,576	25,876	63,257	1,140	1,567	297	108,713	2,079	110,792






Resultados del Cómputo Final de la Elección de Presidente de los Estados Unidos Mexicanos

Estado	Distrito						Candidatos No Registrados	Votos Válidos	Votos Nulos	Votación Total
Guerrero	4	29,446	23,273	73,572	1,280	3,912	1,936	133,419	2,403	135,822
Guerrero	5	7,475	29,689	49,043	649	704	283	87,843	3,860	91,703
Guerrero	6	14,063	37,463	47,840	1,008	1,230	573	102,177	3,239	105,416
Guerrero	7	19,041	32,972	55,371	2,303	1,816	1,056	112,559	2,398	114,957
Guerrero	8	7,403	27,521	48,569	897	651	292	85,333	2,825	88,158
Guerrero	9	22,145	20,119	58,362	1,124	2,973	1,723	106,446	2,329	108,775
Hidalgo	1	24,924	43,614	50,324	1,725	1,114	385	122,086	6,356	128,442
Hidalgo	2	24,915	38,815	53,002	2,227	2,125	708	121,792	3,596	125,388
Hidalgo	3	31,151	34,982	58,679	3,665	3,191	879	132,547	3,255	135,802
Hidalgo	4	34,542	27,397	41,711	1,972	2,676	913	109,211	3,506	112,717
Hidalgo	5	36,397	36,367	66,788	1,605	4,445	1,115	146,717	2,627	149,344
Hidalgo	6	54,754	26,844	56,221	2,101	7,665	1,203	148,788	2,388	151,176
Hidalgo	7	45,089	27,907	59,025	2,065	4,486	1,241	139,813	2,908	142,721
Jalisco	1	55,069	40,883	33,097	2,653	3,041	625	135,368	4,255	139,623
Jalisco	2	79,272	33,846	15,606	1,513	2,971	633	133,841	4,107	137,948
Jalisco	3	92,752	35,585	10,829	1,399	3,500	700	144,765	3,803	148,568
Jalisco	4	70,218	36,946	28,824	1,735	6,195	1,030	144,948	2,724	147,672
Jalisco	5	62,103	36,272	29,576	1,481	3,602	395	133,429	3,360	136,789
Jalisco	6	93,454	36,541	25,605	1,447	5,568	881	163,496	2,335	165,831
Jalisco	7	55,325	35,423	23,839	2,042	4,751	1,240	122,620	2,865	125,485
Jalisco	8	101,980	35,071	34,614	1,598	6,801	943	181,007	2,576	183,583
Jalisco	9	75,966	35,402	34,277	1,782	6,527	892	154,846	3,068	157,914
Jalisco	10	92,974	28,878	25,370	1,367	5,781	1,048	155,418	2,295	157,713
Jalisco	11	69,449	38,239	33,598	2,415	6,066	1,279	151,046	3,176	154,222
Jalisco	12	67,436	42,998	30,947	2,538	4,478	1,271	149,668	3,432	153,100
Jalisco	13	87,922	36,350	34,174	1,763	7,114	1,135	168,458	2,881	171,339
Jalisco	14	91,715	32,879	30,164	1,975	6,457	932	164,122	2,642	166,764
Jalisco	15	75,425	35,546	25,457	1,891	2,368	566	141,253	3,459	144,712
Jalisco	16	71,182	37,033	26,117	2,092	5,614	1,306	143,344	3,053	146,397
Jalisco	17	62,513	40,612	35,942	2,033	4,116	682	145,898	4,319	150,217
Jalisco	18	60,592	39,340	37,778	2,727	3,773	389	144,599	3,891	148,490






Resultados del Cómputo Final de la Elección de Presidente de los Estados Unidos Mexicanos

Estado	Distrito						Candidatos No Registrados	Votos Válidos	Votos Nulos	Votación Total
Jalisco	19	60,890	40,535	39,425	2,581	4,786	954	149,171	3,868	153,039
México	1	36,707	36,536	41,729	1,768	2,277	1,131	120,148	3,904	124,052
México	2	39,414	28,631	51,820	1,365	4,275	1,388	126,893	2,069	128,962
México	3	33,753	33,013	36,514	1,646	2,128	1,051	108,105	3,665	111,770
México	4	52,709	31,405	64,812	2,112	6,910	1,575	159,523	2,785	162,308
México	5	36,080	29,822	73,631	1,501	5,150	1,704	147,888	2,383	150,271
México	6	54,310	23,400	76,913	1,730	8,417	1,095	165,865	2,016	167,881
México	7	74,805	23,730	72,418	1,875	9,239	971	183,038	2,019	185,057
México	8	34,017	19,306	56,816	1,477	5,508	980	118,104	1,747	119,851
México	9	33,072	39,100	46,479	1,681	2,658	1,605	124,595	4,574	129,169
México	10	38,252	21,711	81,475	1,637	6,869	1,219	151,163	2,290	153,453
México	11	45,604	22,739	77,169	1,703	7,005	1,121	155,341	2,176	157,517
México	12	30,730	24,505	85,774	1,642	6,598	1,329	150,578	2,884	153,462
México	13	39,519	21,027	78,964	1,588	6,246	986	148,330	2,367	150,697
México	14	59,598	22,303	60,374	1,589	6,130	896	150,890	2,282	153,172
México	15	92,016	21,554	53,662	1,292	6,314	820	175,658	2,097	177,755
México	16	38,989	25,882	77,540	2,389	5,950	1,289	152,039	3,841	155,880
México	17	38,965	21,265	81,498	1,433	6,858	927	150,946	2,020	152,966
México	18	60,406	31,249	63,149	1,244	5,245	1,357	162,650	2,626	165,276
México	19	61,130	21,840	67,589	1,359	6,992	719	159,629	2,100	161,729
México	20	38,005	18,133	76,012	1,225	5,991	703	140,069	1,874	141,943
México	21	61,990	20,921	47,297	1,049	4,650	828	136,735	1,907	138,642
México	22	62,786	21,186	48,973	926	4,836	687	139,394	1,972	141,366
México	23	36,927	34,526	43,061	1,347	2,291	1,590	119,742	3,825	123,567
México	24	37,640	20,750	54,705	1,157	4,512	1,003	119,767	2,033	121,800
México	25	21,569	23,875	58,671	1,387	4,450	1,370	111,322	2,378	113,700
México	26	74,702	33,830	32,632	1,746	5,636	1,493	150,039	2,908	152,947
México	27	67,481	27,972	40,661	1,652	5,499	1,339	144,604	2,403	147,007
México	28	44,448	32,842	64,481	1,803	6,176	1,462	151,212	2,608	153,820
México	29	31,132	20,137	79,032	1,294	6,089	983	138,667	2,350	141,017
México	30	30,889	19,340	78,793	1,389	5,996	920	137,327	2,314	139,641






Resultados del Cómputo Final de la Elección de Presidente de los Estados Unidos Mexicanos

Estado	Distrito						Candidatos No Registrados	Votos Válidos	Votos Nulos	Votación Total
México	31	27,203	17,856	78,989	1,327	5,750	1,016	132,141	2,319	134,460
México	32	18,392	18,981	72,113	1,210	4,850	1,056	116,602	2,568	119,170
México	33	31,594	28,706	78,504	1,677	5,724	1,939	148,144	2,508	150,652
México	34	84,663	31,344	37,499	1,882	6,050	1,741	163,179	2,285	165,464
México	35	36,144	27,163	46,607	1,863	4,064	1,540	117,381	2,682	120,063
México	36	26,862	37,514	39,402	865	1,150	467	106,260	3,201	109,461
México	37	37,913	20,821	63,424	1,636	6,178	1,210	131,182	2,293	133,475
México	38	28,039	25,739	70,671	1,973	5,763	1,622	133,807	2,467	136,274
México	39	22,902	23,004	71,287	1,353	5,346	1,349	125,241	2,251	127,492
México	40	45,086	25,380	31,474	1,412	3,468	1,517	108,337	2,637	110,974
Michoacán	1	19,903	22,634	64,821	542	1,842	455	110,197	2,008	112,205
Michoacán	2	35,710	26,370	50,233	688	1,667	823	115,491	2,552	118,043
Michoacán	3	29,243	28,589	46,756	613	1,893	1,001	108,095	2,960	111,055
Michoacán	4	53,469	23,913	41,750	610	1,713	563	122,018	2,580	124,598
Michoacán	5	60,654	23,800	43,451	604	2,397	614	131,520	2,417	133,937
Michoacán	6	41,910	19,865	51,656	901	1,948	1,334	117,614	3,563	121,177
Michoacán	7	37,995	29,225	55,133	693	2,190	904	126,140	2,590	128,730
Michoacán	8	51,653	15,733	45,623	607	3,928	1,168	118,712	2,376	121,088
Michoacán	9	45,184	22,401	55,097	937	3,787	1,118	128,524	2,379	130,903
Michoacán	10	79,414	17,378	50,411	606	4,391	969	153,169	2,388	155,557
Michoacán	11	27,319	26,687	53,414	809	2,179	1,223	111,631	3,422	115,053
Michoacán	12	26,592	23,581	50,468	449	1,625	569	103,284	2,408	105,692
Morelos	1	72,952	21,199	68,355	1,364	6,620	1,176	171,666	2,359	174,025
Morelos	2	47,770	21,726	59,930	1,320	4,387	1,201	136,334	2,663	138,997
Morelos	3	39,254	20,631	66,615	2,986	5,728	1,810	137,024	3,097	140,121
Morelos	4	31,367	23,797	60,263	2,995	3,644	1,127	123,193	3,230	126,423
Morelos	5	33,916	23,182	56,594	3,386	4,283	1,544	122,905	3,715	126,620
Nayarit	1	15,059	41,596	51,544	1,155	1,082	379	110,815	2,543	113,358
Nayarit	2	24,247	39,826	60,170	1,764	4,646	1,097	131,750	2,042	133,792
Nayarit	3	29,619	41,418	40,742	906	1,971	435	115,091	2,382	117,473
Nuevo León	1	94,459	35,373	19,884	5,465	4,005	1,088	160,274	3,042	163,316






Resultados del Cómputo Final de la Elección de Presidente de los Estados Unidos Mexicanos

Estado	Distrito						Candidatos No Registrados	Votos Válidos	Votos Nulos	Votación Total
Nuevo León	2	51,448	40,420	18,943	2,018	3,961	1,217	118,007	2,481	120,488
Nuevo León	3	81,604	40,126	25,052	2,300	4,739	1,303	155,124	2,511	157,635
Nuevo León	4	98,767	31,459	23,495	2,619	5,059	1,180	162,579	2,658	165,237
Nuevo León	5	33,104	44,969	19,773	1,573	2,923	1,081	103,423	3,450	106,873
Nuevo León	6	83,732	32,121	20,131	1,702	4,094	721	142,501	2,522	145,023
Nuevo León	7	69,769	37,058	22,670	2,180	4,229	825	136,731	3,230	139,961
Nuevo León	8	78,514	37,779	25,450	2,134	5,174	990	150,041	2,977	153,018
Nuevo León	9	57,089	55,256	24,850	3,212	6,150	409	146,966	6,015	152,981
Nuevo León	10	80,496	33,466	19,643	1,496	3,685	712	139,498	2,526	142,024
Nuevo León	11	67,095	39,082	24,272	2,500	4,627	998	138,574	3,292	141,866
Nuevo León	12	63,226	56,711	36,087	3,465	2,641	835	162,965	3,951	166,916
Oaxaca	1	34,355	37,605	52,013	475	1,801	1,373	127,622	3,089	130,711
Oaxaca	2	14,239	44,897	43,050	276	617	268	103,347	4,859	108,206
Oaxaca	3	24,409	35,090	59,232	618	2,461	719	122,529	3,339	125,868
Oaxaca	4	20,417	30,322	43,402	748	1,820	687	97,396	4,233	101,629
Oaxaca	5	13,277	46,829	62,403	313	1,094	754	124,670	2,305	126,975
Oaxaca	6	9,192	32,580	51,082	519	970	490	94,833	6,110	100,943
Oaxaca	7	13,318	57,270	63,094	240	830	458	135,210	2,736	137,946
Oaxaca	8	40,807	30,019	86,119	777	5,146	1,121	163,989	2,223	166,212
Oaxaca	9	25,205	31,976	55,134	734	2,553	718	116,320	3,814	120,134
Oaxaca	10	17,576	35,314	43,645	489	1,130	572	98,726	4,512	103,238
Oaxaca	11	12,945	44,939	59,386	414	1,006	491	119,181	4,657	123,838
Puebla	1	35,363	34,650	44,709	992	1,622	1,056	118,392	4,833	123,225
Puebla	2	39,440	29,533	34,144	901	2,383	2,048	108,449	3,912	112,361
Puebla	3	45,815	32,223	31,112	819	2,426	1,348	113,743	4,192	117,935
Puebla	4	32,740	37,572	33,176	4,513	1,409	740	110,150	7,278	117,428
Puebla	5	44,101	26,575	38,873	1,097	3,217	1,340	115,203	2,218	117,421
Puebla	6	67,270	27,734	52,644	1,576	6,357	1,147	156,728	2,990	159,718
Puebla	7	37,757	22,931	36,616	840	1,889	895	100,928	2,413	103,341
Puebla	8	33,975	20,154	38,324	589	1,738	870	95,650	2,789	98,439
Puebla	9	71,138	25,838	51,854	1,567	6,338	1,274	158,009	3,062	161,071






Resultados del Cómputo Final de la Elección de Presidente de los Estados Unidos Mexicanos

Estado	Distrito						Candidatos No Registrados	Votos Válidos	Votos Nulos	Votación Total
Puebla	10	55,922	19,732	39,578	1,102	3,512	948	120,794	2,230	123,024
Puebla	11	79,267	25,395	47,256	1,436	6,012	1,085	160,451	2,656	163,107
Puebla	12	77,777	27,458	51,142	1,412	6,203	1,013	165,005	2,559	167,564
Puebla	13	34,758	31,114	30,106	809	1,923	756	99,466	2,501	101,967
Puebla	14	20,479	34,944	40,164	1,146	1,508	720	98,961	3,388	102,349
Puebla	15	41,964	28,638	37,743	928	2,785	682	112,740	2,557	115,297
Puebla	16	24,970	34,746	31,277	651	870	331	92,845	4,019	96,864
Querétaro	1	67,065	39,741	36,940	1,626	2,788	1,335	149,495	5,620	155,115
Querétaro	2	74,496	31,050	40,435	2,291	3,793	1,613	153,678	4,260	157,938
Querétaro	3	91,710	29,016	40,859	1,079	5,248	1,496	169,408	2,808	172,216
Querétaro	4	88,641	32,472	41,442	1,012	4,669	1,488	169,724	2,652	172,376
Quintana Roo	1	36,670	38,265	54,200	589	2,563	1,035	133,322	2,112	135,434
Quintana Roo	2	29,703	44,271	45,657	1,505	2,383	628	124,147	3,293	127,440
Quintana Roo	3	44,364	21,874	47,437	660	3,786	1,066	119,187	1,580	120,767
San Luis Potosí	1	56,816	37,484	23,798	1,377	2,416	885	122,776	6,935	129,711
San Luis Potosí	2	64,899	25,960	23,724	1,183	4,259	1,513	121,538	4,700	126,238
San Luis Potosí	3	55,289	41,268	20,490	1,486	1,647	588	120,768	6,567	127,335
San Luis Potosí	4	59,800	27,699	35,659	1,203	2,102	982	127,445	5,187	132,632
San Luis Potosí	5	91,556	19,532	29,190	806	5,380	1,232	147,696	2,152	149,848
San Luis Potosí	6	79,891	18,044	28,544	1,020	6,095	1,778	135,372	2,051	137,423
San Luis Potosí	7	52,456	36,403	42,610	1,200	1,757	457	134,883	9,678	144,561
Sinaloa	1	40,669	40,211	24,218	557	838	227	106,720	2,717	109,437
Sinaloa	2	53,332	40,256	42,308	878	3,249	597	140,620	2,576	143,196
Sinaloa	3	46,502	37,254	37,735	558	1,964	750	124,763	2,230	126,993
Sinaloa	4	29,206	29,139	42,880	1,029	1,532	509	104,295	2,485	106,780
Sinaloa	5	60,730	30,786	46,879	1,596	4,001	800	144,792	2,508	147,300
Sinaloa	6	41,466	32,739	25,480	662	1,702	490	102,539	2,151	104,690
Sinaloa	7	44,581	31,106	36,192	588	2,785	805	116,057	2,189	118,246
Sinaloa	8	45,596	21,148	45,348	825	4,454	1,201	118,572	2,371	120,943
Sonora	1	61,948	26,752	29,014	1,022	3,308	717	122,761	2,131	124,892
Sonora	2	68,183	28,744	28,864	833	2,695	498	129,817	2,582	132,399

Resultados del Cómputo Final de la Elección de Presidente de los Estados Unidos Mexicanos

Estado	Distrito						Candidatos No Registrados	Votos Válidos	Votos Nulos	Votación Total
Sonora	3	81,341	19,210	21,703	1,095	3,846	591	127,786	1,826	129,612
Sonora	4	53,517	29,130	42,611	933	3,064	555	129,810	2,532	132,342
Sonora	5	78,861	20,677	21,512	1,025	3,382	525	125,982	1,914	127,896
Sonora	6	65,655	18,965	45,385	895	4,727	672	136,299	2,465	138,764
Sonora	7	51,212	28,199	45,519	922	1,921	259	128,032	3,061	131,093
Tabasco	1	4,883	55,947	74,381	297	491	141	136,140	2,478	138,618
Tabasco	2	4,266	48,849	74,714	296	494	358	128,977	2,265	131,242
Tabasco	3	4,951	53,579	92,190	266	564	266	151,816	2,353	154,169
Tabasco	4	7,305	56,715	92,530	262	1,141	260	158,213	1,851	160,064
Tabasco	5	3,496	62,051	87,203	318	447	232	153,747	2,280	156,027
Tabasco	6	6,784	63,216	86,558	292	1,090	298	158,238	2,761	160,999
Tamaulipas	1	62,156	40,091	36,262	1,387	3,853	948	144,697	2,990	147,687
Tamaulipas	2	73,533	31,575	43,829	1,002	3,227	2,462	155,628	2,691	158,319
Tamaulipas	3	59,576	42,348	48,661	1,263	3,009	1,499	156,356	3,946	160,302
Tamaulipas	4	60,121	34,865	38,844	1,202	3,419	2,426	140,877	2,596	143,473
Tamaulipas	5	54,992	46,872	43,491	2,798	2,677	692	151,522	2,983	154,505
Tamaulipas	6	52,727	49,638	33,622	1,618	1,308	720	139,633	3,416	143,049
Tamaulipas	7	60,615	36,513	41,986	1,481	3,429	3,881	147,905	2,807	150,712
Tamaulipas	8	77,079	32,084	34,707	1,268	3,959	3,414	152,511	1,978	154,489
Tlaxcala	1	50,506	20,719	56,712	1,041	4,011	2,546	135,535	3,907	139,442
Tlaxcala	2	49,458	21,670	62,134	1,114	4,098	1,933	140,407	2,338	142,745
Tlaxcala	3	40,164	17,283	61,641	1,271	3,021	2,025	125,405	2,638	128,043
Veracruz	1	43,799	35,009	33,833	648	1,696	1,842	116,827	3,000	119,827
Veracruz	2	45,002	40,537	43,919	578	1,017	433	131,486	4,896	136,382
Veracruz	3	40,152	31,758	44,731	1,047	2,432	1,469	121,589	3,327	124,916
Veracruz	4	75,728	27,718	33,644	646	3,864	1,240	142,840	2,716	145,556
Veracruz	5	51,594	29,263	49,553	858	2,535	1,146	134,949	3,029	137,978
Veracruz	6	32,265	30,444	51,681	495	1,292	609	116,786	3,187	119,973
Veracruz	7	46,857	29,792	36,914	1,527	1,995	1,304	118,389	3,434	121,823
Veracruz	8	50,585	36,296	54,807	908	3,677	1,167	147,440	3,552	150,992
Veracruz	9	44,228	36,369	45,900	1,029	3,397	1,612	132,535	4,590	137,125

Resultados del Cómputo Final de la Elección de Presidente de los Estados Unidos Mexicanos

Estado	Distrito						Candidatos No Registrados	Votos Válidos	Votos Nulos	Votación Total
Veracruz	10	51,451	28,770	67,510	1,056	7,533	1,482	157,802	2,746	160,548
Veracruz	11	30,333	30,693	87,422	444	2,941	926	152,759	2,648	155,407
Veracruz	12	73,422	27,358	38,557	746	4,276	1,502	145,861	2,119	147,980
Veracruz	13	53,809	41,519	38,963	2,400	2,000	1,829	140,520	3,375	143,895
Veracruz	14	33,224	34,233	57,871	408	1,578	776	128,090	2,945	131,035
Veracruz	15	55,431	35,187	56,922	982	3,855	1,630	154,007	3,658	157,665
Veracruz	16	62,482	35,261	54,252	853	3,809	1,541	158,198	3,008	161,206
Veracruz	17	58,734	45,523	44,233	869	2,360	1,612	153,331	4,106	157,437
Veracruz	18	38,408	38,355	45,809	845	1,634	933	125,984	5,431	131,415
Veracruz	19	36,717	35,928	47,944	511	1,525	739	123,364	3,943	127,307
Veracruz	20	45,597	37,501	38,321	321	1,220	805	123,765	3,263	127,028
Veracruz	21	33,044	37,009	59,903	461	1,267	714	132,398	3,220	135,618
Yucatán	1	61,385	51,295	21,839	358	671	292	135,840	2,315	138,155
Yucatán	2	63,390	60,564	21,755	1,079	1,580	1,432	149,800	3,328	153,128
Yucatán	3	84,235	45,024	31,323	1,202	5,011	2,273	169,068	3,396	172,464
Yucatán	4	91,240	43,161	29,066	1,077	4,627	2,194	171,365	3,198	174,563
Yucatán	5	62,269	58,531	20,561	630	1,073	671	143,735	3,145	146,880
Zacatecas	1	37,839	26,883	47,994	1,227	3,064	3,052	120,059	2,920	122,979
Zacatecas	2	48,935	31,576	40,085	1,536	2,998	1,280	126,410	3,613	130,023
Zacatecas	3	42,457	31,101	48,914	1,561	3,895	2,557	130,485	3,112	133,597
Zacatecas	4	35,661	36,885	47,588	1,761	3,381	2,043	127,319	3,374	130,693
Total		14,916,927	9,237,000	14,683,096	397,550	1,124,280	298,204	40,657,057	900,373	41,557,430

Fuente: Dictamen relativo al cómputo final de la elección de Presidente de los Estados Unidos Mexicanos, declaración de validez de la elección y de presidente electo.